

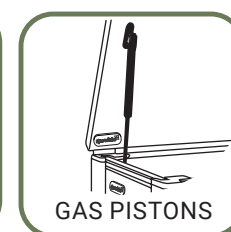


DATA SHEET / SCHEDA TECNICA

BAULE URBAN 150

COD: V48.11.001

COD. EAN 8032605801494

150
L



	LID PVC	STRUCTURE PVC	FLOOR WPC	Doghe / Drugs PVC
	LID AREA w: 82,5 d: 50	EX w: 82,5 d: 46,5 h: 56,7 IN w: 76 d: 36 h: 49,5	DIM. 1 TILE w: 40 d: 40 h: 4,5 2 pezzi / 2 units	th: 2
	color: grey ral_7035 color: grey ral_7039	color: grey ral_7035		
	n.box/item: 1 box size: 1: 85x47,5x19 weight: 13 kg pz/pallet: 26 pallet max size: 100x120 cm			UNIT OF MEASURE: CM