

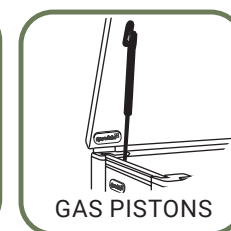


DATA SHEET / SCHEDA TECNICA

BAULE URBAN 230

COD: V48.11.002

COD. EAN 8032605801500

230
L



	LID PVC	STRUCTURE PVC	FLOOR WPC	Doghe / Drugs PVC
	LID AREA w: 123 d: 50	EX w: 122 d: 46,5 h: 56,7 IN w: 116,5 d: 36 h: 49,5	DIM. 1 TILE w: 40 d: 40 h: 4,5 3 pezzi / 3 units	th: 2
	color: grey ral_7035 color: grey ral_7039	color: grey ral_7035		
	n.box/item: 1 box size: 1: 125x47,5x19 weight: 20 kg pz/pallet: 24 pallet max size: 100x120 cm	UNIT OF MEASURE: CM		