

DATA SHEET / SCHEDA TECNICA

TUSCANY 240


COD: V49.06.001

COD. EAN 8032605814562

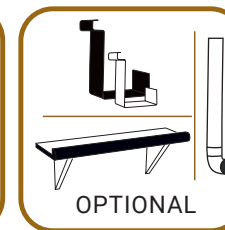

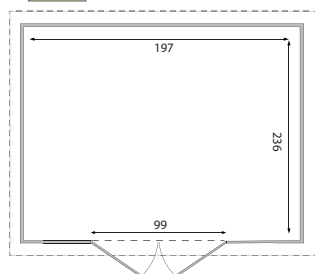
m² 6,0



EX



IN



ROOF ASA	STRUCTURE PVC	FLOOR WPC	DOOR PVC	PANEL PVC
 ROOF AREA w: 229 d: 262	 EX w: 202,5 d: 242,5 h: 220 IN w: 197 d: 236 h: 177 / 210	 DIM. 1 TILE w: 40 d: 40 h: 4,5	 w: 99 th: 2 h: 173	 th: 2
	color: brown ral_1019	color: white ral_9010		
	n.box/item: 2 box size: 1: 140x209x24 2: 128x45x38 (x2) 3: 77x54x46 weight: 182 kg pz/pallet 2 pallet max size: 140x100x238			UNIT OF MEASURE: CM