


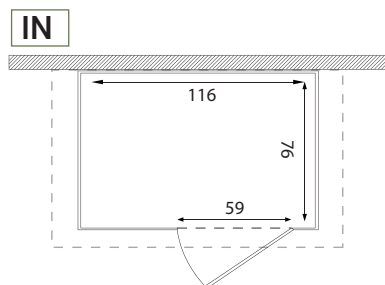
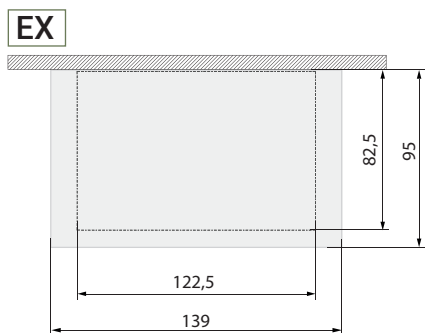
DATA SHEET / SCHEDA TECNICA

URBAN 100.1P DEC

COD: V48.05.012

COD. EAN 8032605800275

m² 1,32



	ROOF ASA	STRUCTURE PVC	FLOOR WPC	DOOR PVC	PANEL PVC
	ROOF AREA w: 139 d: 95	EX w: 122,5 d: 82,5 h: 201 IN w: 116 d: 76 h: 177 max 193	DIM. 1 TILE w: 40 d: 40 h: 4,5	w: 59 th: 2 h: 173	th: 2
	color: grey ral_7039	color: grey ral_7035			
	n.box/item: 1	box size: 1: 114x20x203			
	weight: 60 kg	pz/pallet: 6			
	pallet max size: 120x114x217				

UNIT OF MEASURE: CM